



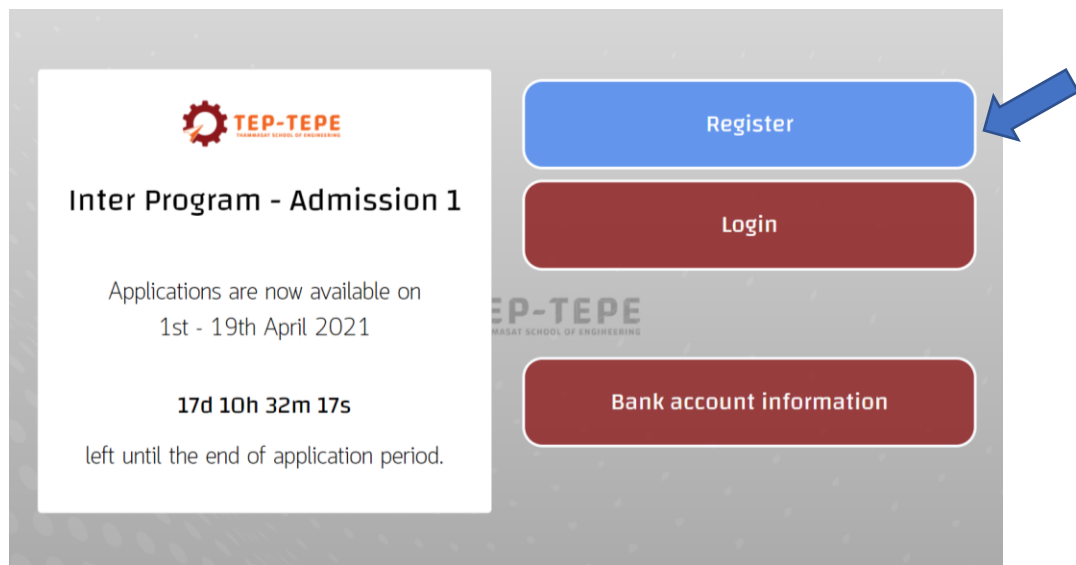
Thammasat School of Engineering

คณะวิศวกรรมศาสตร์ มหาวิทยาลัยธรรมศาสตร์

www.engr.tu.ac.th

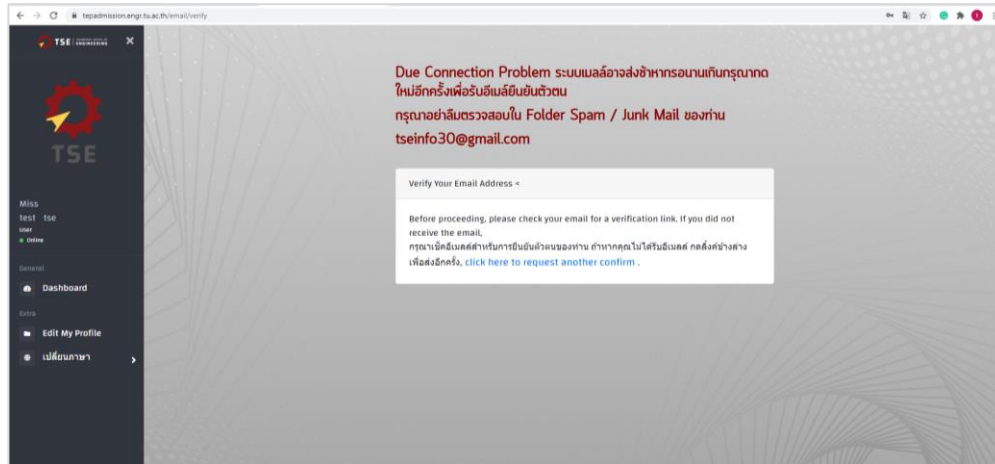
TSE Admission 2021: Here's all you need to know when applying to our TEP-TEPE programmes

- 1) **Register** on our apply website by the link <https://tepadmission.engr.tu.ac.th>

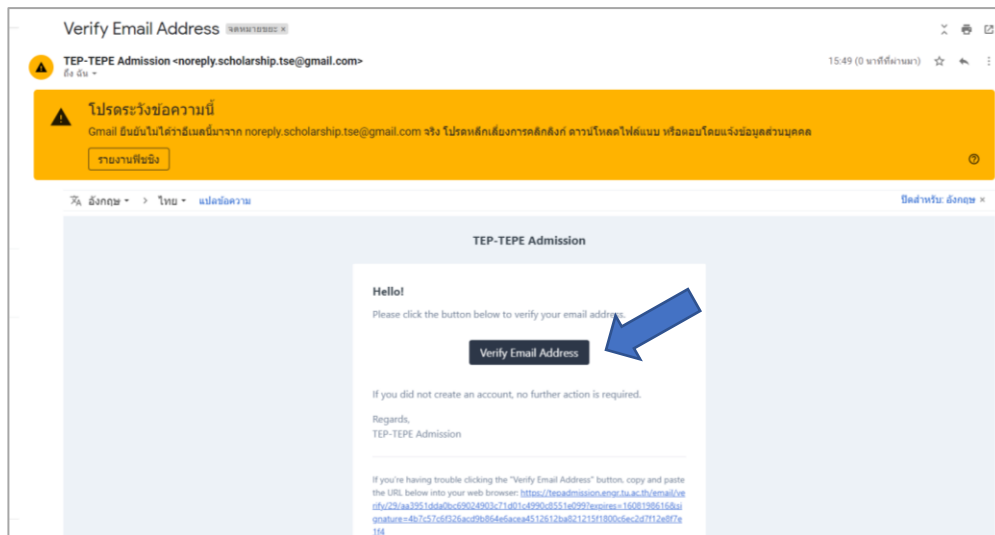


- 2) Fill in your **personal details**

- 3) After filling in your personal details, you'll receive a **verification email**. Your email address needs to be verified before sending your application to us.

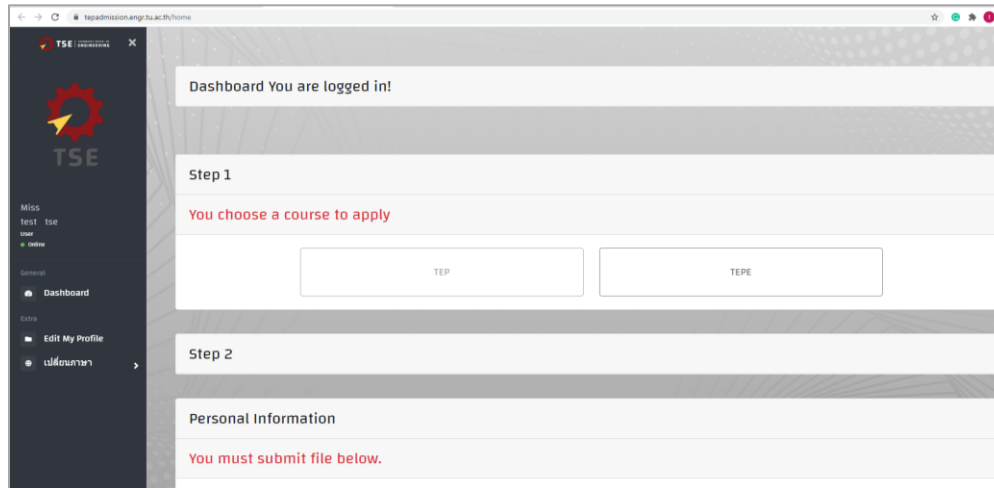


Please check your email inbox, along with folder spam and junk mail



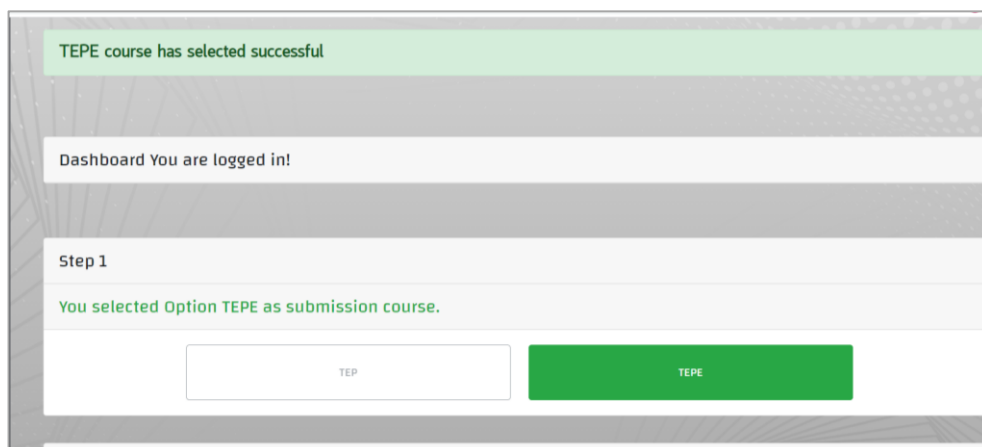
Click the button, *Verify Email Address*

- 4) When your email has already been verified, **dashboard** will automatically pop up for you to **send documents**.



- 5) After you successfully log in to your dashboard, then follow the steps-by-steps of sending your documents through it.

5.1) Choose your **course / programme** to apply



According to TSE's admission schedule 2021, our international programmes are opened for application in our website : <https://tepadmission.egr.tu.ac.th> for **3 rounds**. Please refer to the table below.

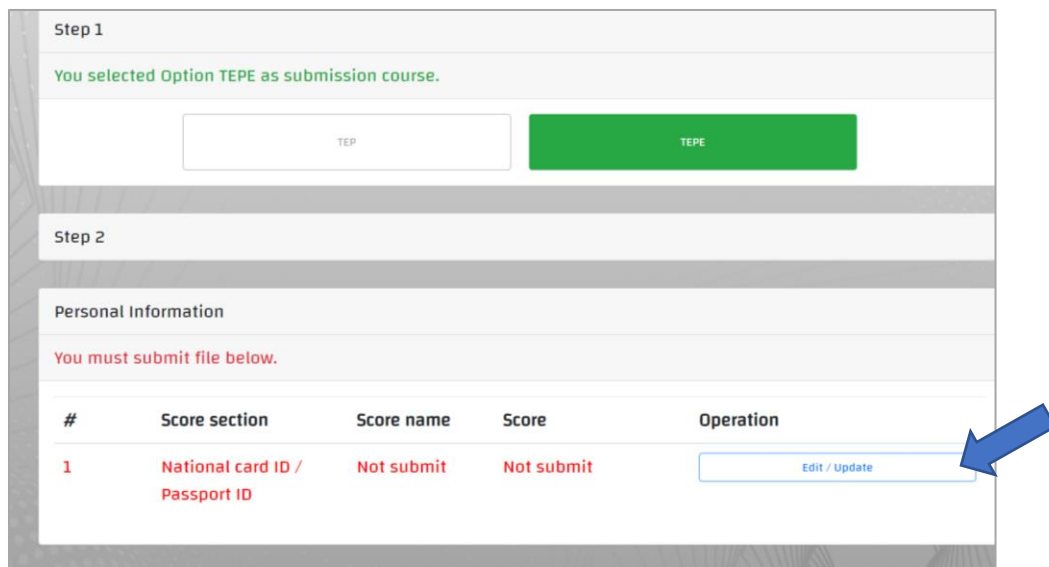
TEP-TEPE Admission Periods

Round	Deadlines
1st : Inter Programme - Admission 1	1st - 19th April 2021
2nd : Inter Program - Admission 2	1st - 22nd May 2021
3rd : TCAS 3 - Admission 1	7th - 15th May 2021

*As for the 3rd round, students have to operate through TCAS system.

*For more info: shorturl.asia/zO2DG

5.2) Upload your **Thai ID card** / **Passport ID** in .pdf or image file



Step 1

You selected Option TEPE as submission course.

TEP TEPE

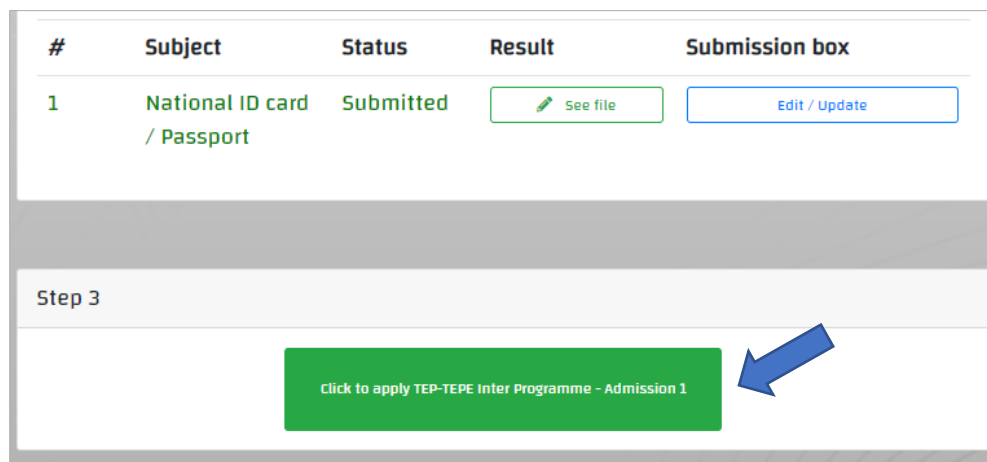
Step 2

Personal Information

You must submit file below.

#	Score section	Score name	Score	Operation
1	National card ID / Passport ID	Not submit	Not submit	Edit / Update

5.3) **Click to apply** TEP-TEPE Inter Programme - Admission 1



#	Subject	Status	Result	Submission box
1	National ID card / Passport	Submitted	See file	Edit / Update

Step 3

Click to apply TEP-TEPE Inter Programme - Admission 1

5.4) To submit **standardised score**, please upload all the files as required, i.e. three-subject test results in Mathematics, Science and English + transcript of academic record in high school, accordance with report of English, Science and Math test scores

Option 1 | Submit standardize score

You must submit score below.

#	Score section	Score name	Score	Operation
1	Mathematics	Not submit	Not submit	<input type="button" value="Edit / Update"/>
2	Science	Not submit	Not submit	<input type="button" value="Edit / Update"/>
3	English	Not submit	Not submit	<input type="button" value="Edit / Update"/>
4	Transcript of academic record in high school	Not submit	Not submit	<input type="button" value="Edit / Update"/>
5	Report of English test scores	Not submit	Not submit	<input type="button" value="Edit / Update"/>
6	Report of science test scores	Not submit	Not submit	<input type="button" value="Edit / Update"/>
7	Report of math test scores	Not submit	Not submit	<input type="button" value="Edit / Update"/>
8	Other important file (Optional)	Not submit	Not submit	<input type="button" value="Edit / Update"/>

Upload them all

Except No.8 other important files (optional)

6) After finishing all the processes above, applicants need to make payment on an amount of **1,000 THB** at the bank account as details below:

- For **domestic** applicants, please transfer to the below account

Bangkok Bank Account number : 091-0-11262-2
 Account name : Social Academic Service Unit, Faculty of Engineering. TU.
 (โครงการบริการวิชาการแก่สังคม คณะวิศวกรรมศาสตร์ มร.)

- For **overseas** applicants, please transfer to the below account

Krungthai bank Account number : 475-0-28547-1
 Account name : Social Academic Service Unit, Faculty of Engineering. TU.
 Swift code: KRTHTHBK

After attaching a copy of your Bank Transfer through system, please wait for the staff team to approve your payment.

- 7) Once your payment has been approved, there will be a menu popping up on the left, then you are required to print out your **Confirmation Card**. Your submission will be successful only when this card can be printed.



– THE END –